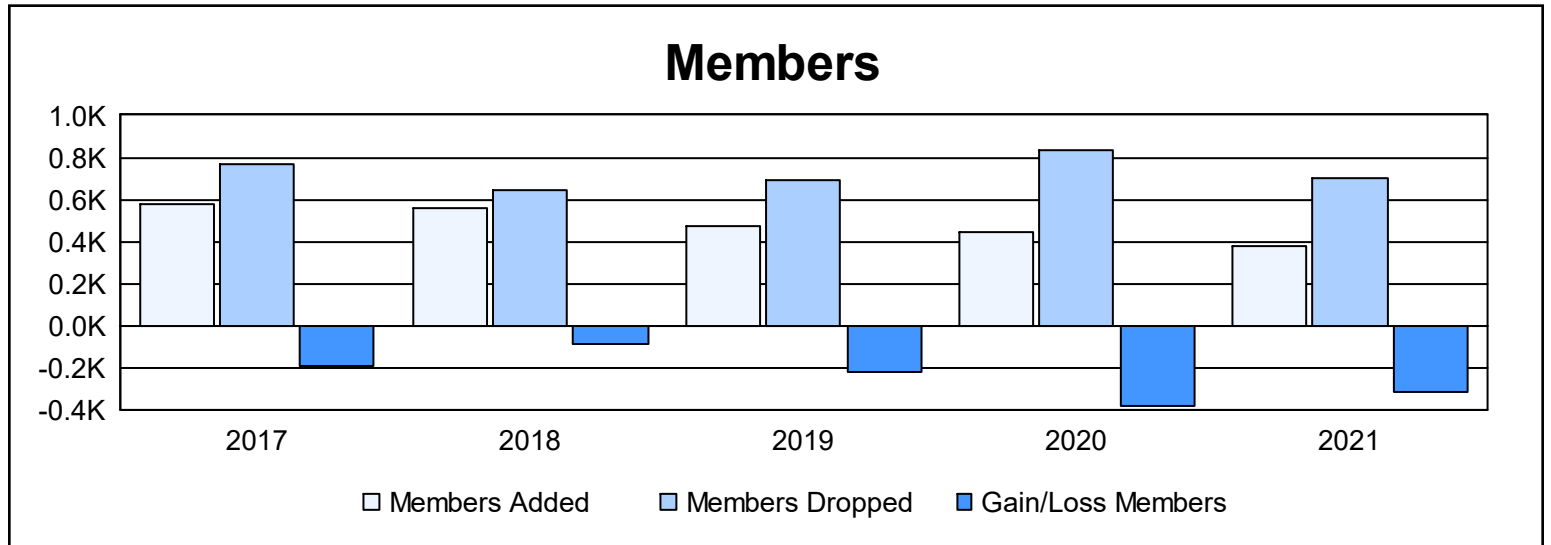
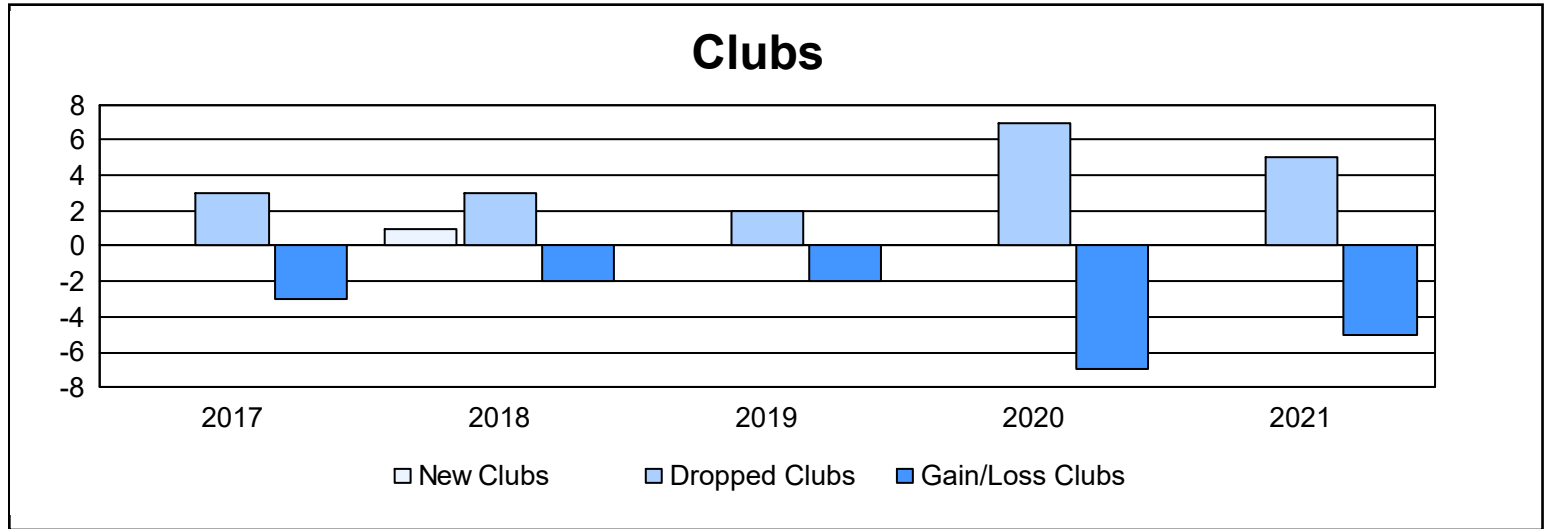
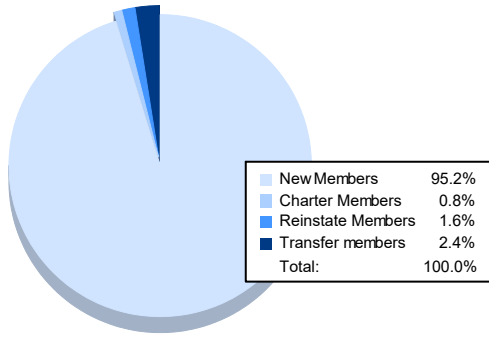


Year	New Clubs	Dropped Clubs	Gain/ Loss Clubs	New Members	Charter Members	Reinstate Members	Transfer Members	Total Member Added	Total Members Dropped	Gain/ Loss Members
2016-2017	0	3	-3	552	0	10	11	573	764	-191
2017-2018	1	3	-2	521	22	7	6	556	643	-87
2018-2019	0	2	-2	451	0	13	5	469	687	-218
2019-2020	0	7	-7	436	0	7	4	447	832	-385
2020-2021	0	5	-5	359	3	6	9	377	697	-320
<b>Average</b>	<b>0</b>	<b>4</b>	<b>-4</b>	<b>464</b>	<b>5</b>	<b>9</b>	<b>7</b>	<b>484</b>	<b>725</b>	<b>-240</b>



### Membership Composition June 2021 Cumulative



### Gender Composition June 2021 Cumulative

